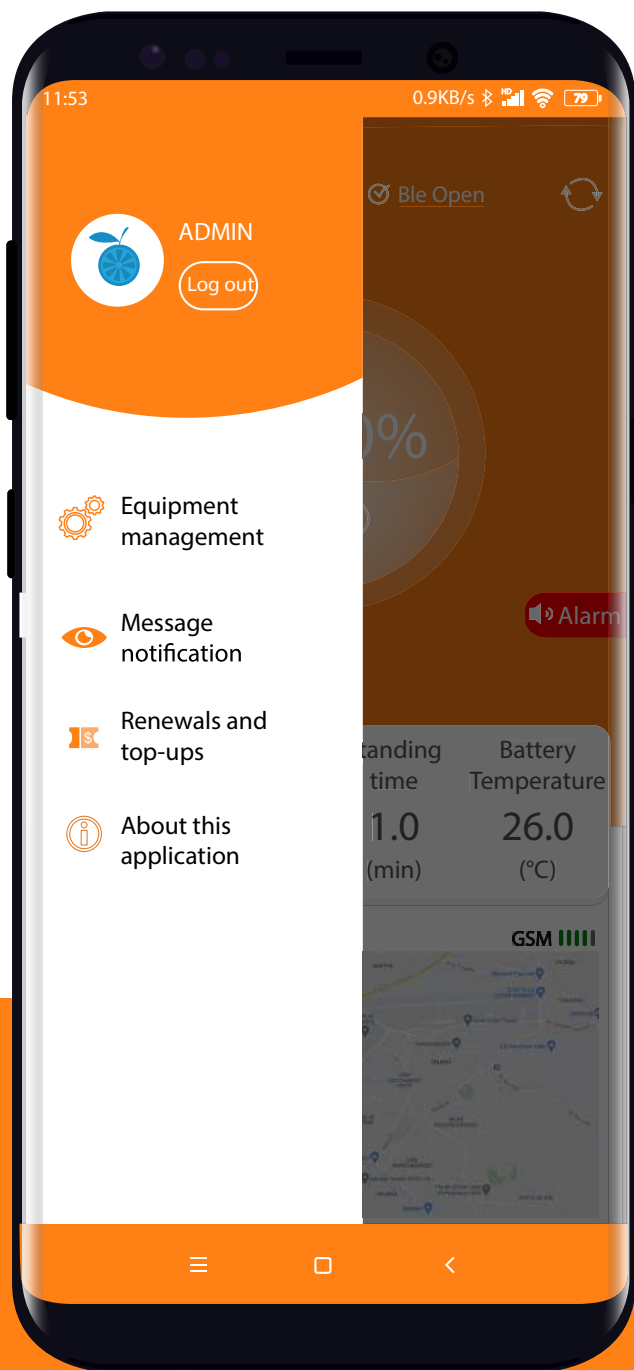




The BOB Positioning App User Explanation

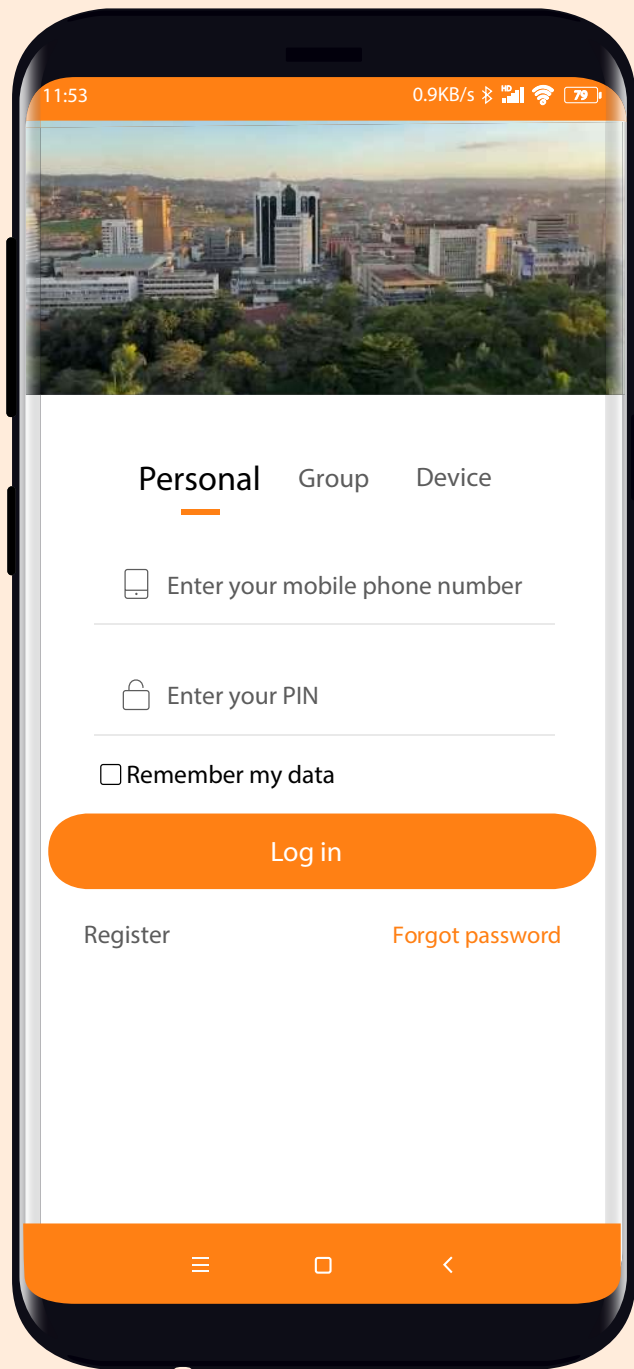
(Android Version)

User and Admin version



Great systems
for a better
future!





User and admin introduction

New users can register and follow the verification to register an account. After establishing an account they can log in directly with their account password to enter the homepage menu clicking "personal".

Admins can select the "Group" button to log in to the back office where they have access to all vehicles and batteries ascribed to the admin's account.

User advantages

Intelligent Control

Remote start, vehicle locking, user feedback, and after-sale guarantees, and rights protection can be made possible via mobile APP

Safety protection

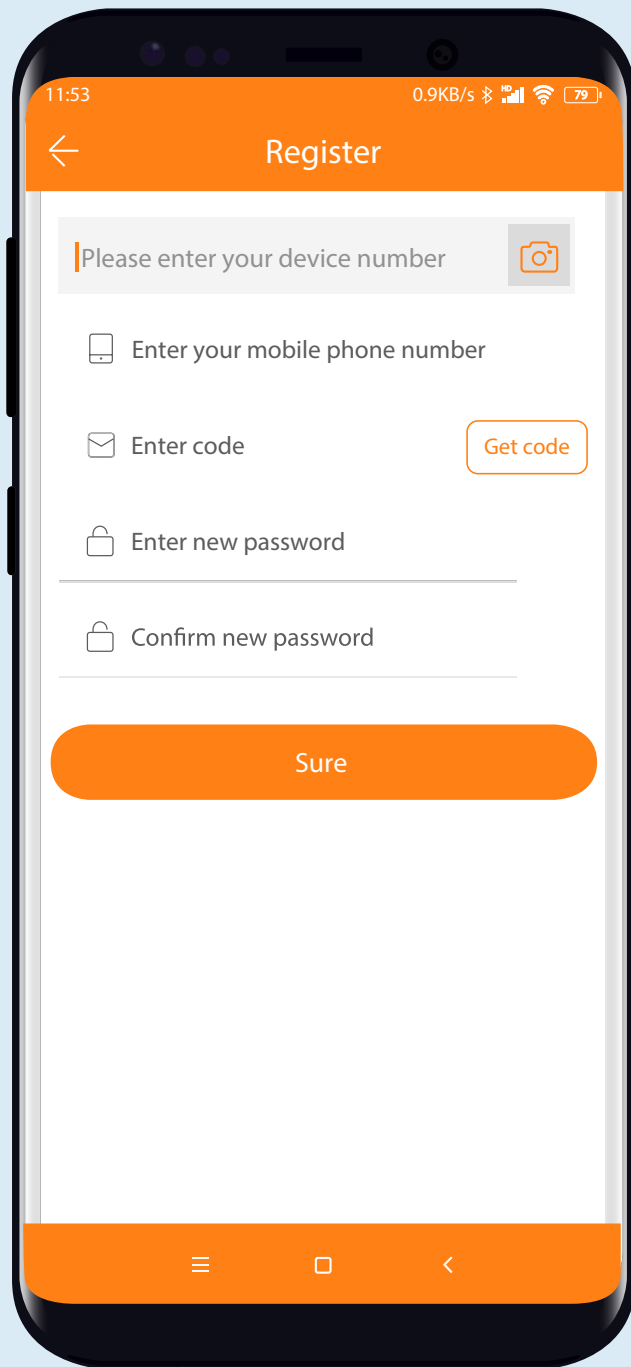
Real-time monitoring of batteries to achieve pre-maintenance reminding, automatic power-off in the event & early warning integrated management after the event

Anti-theft Monitoring

Mobile phone monitoring realises all-round protection of pre-theft prevention, early warning in theft and post-theft traceability

Extra services

Mobile APP repair service, online customer service, appointment on-site service, zero transaction costs, optional extra financial insurance



Registration for end-users

End users need to do a verification to establish their user accounts, so we can verify their identity and they can add their vehicle to their Bob account and can start using the safety applications.

For admin accounts, only the head admin can verify their account.

Practical functions to offer optimal control

Intelligent Control

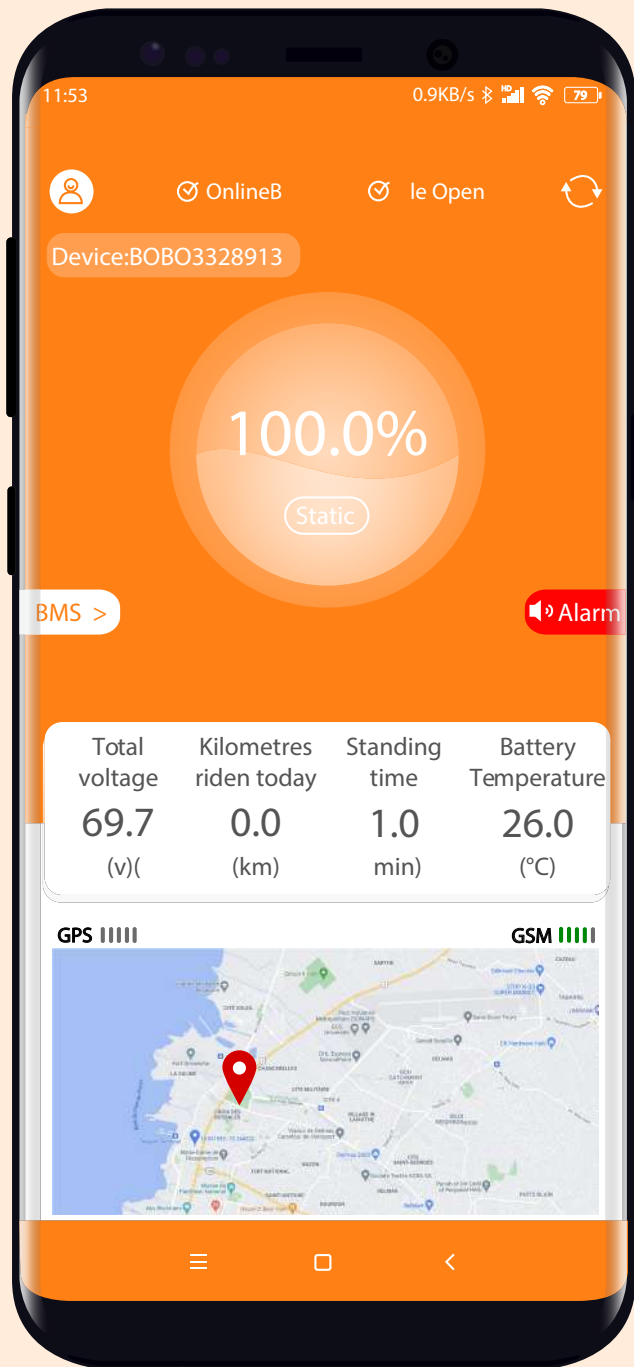
The App helps to secure the Bob Motorcycles and the batteries. Users manage BOB GPS devices, and view battery BMS data. Merchants and users can use APP to manage GPS to remotely control the vehicle and battery, view the running track, view the operating status, manage the lower-level users, and cooperate with the GPS + software protection version to view the battery BMS data.

Managing operating conditions

The App helps merchants and users conveniently manage various operating conditions such as vehicles and batteries through mobile phones. In recent years, the theft of batteries and vehicles in some areas is very serious. In order to ensure the safe use of businesses and users, GPS positioning is installed on the vehicles and batteries, and the actual location, status and running track of the device can be checked through The BOB Positioning App, you can also remotely issue power-on and power-off commands to control the power-on or power-off of the car, greatly improving the success rate of recovered vehicles and batteries.

Transparency

The smart motorcycle and app give full insight into the state of the motorcycle and the batteries to both the rider and the admin.



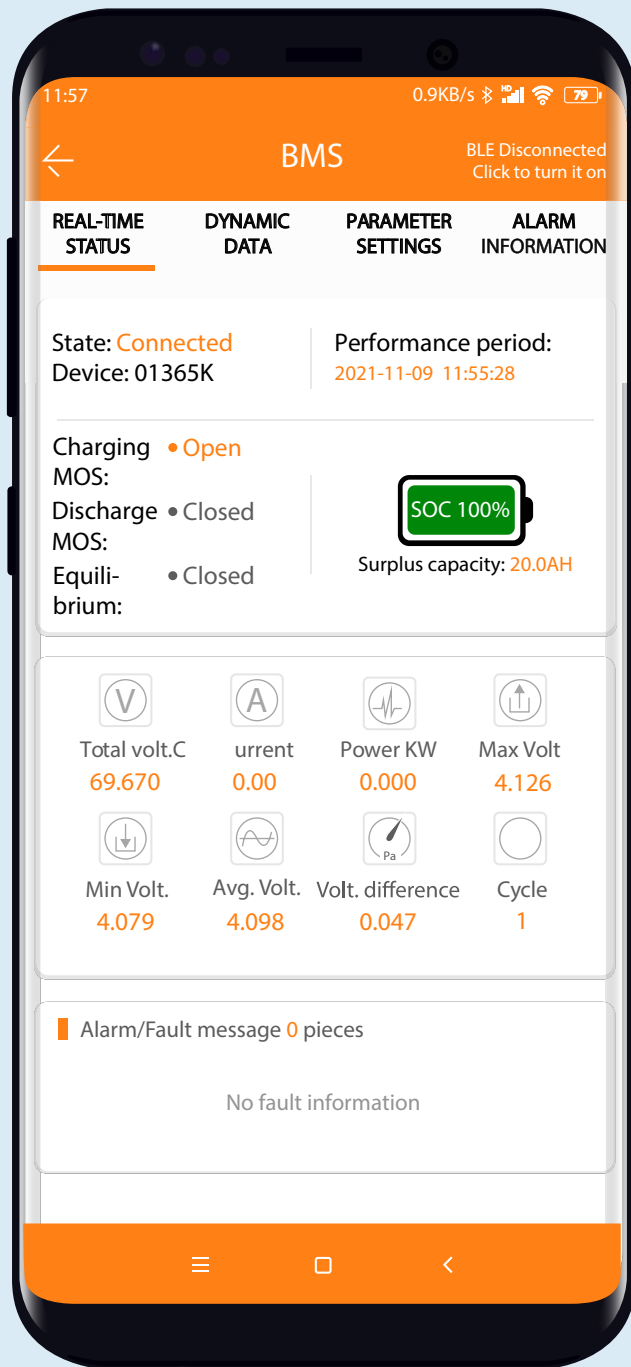
General Information

Which information can users see

- 1 Account information to view the device management list, the app message push switch and the platform renewal recharge entry;
- 2 Equipment status to display the platform status of the current equipment.
- 3 Bluetooth connection status to display connection status of the device.
- 4 Device numbers to display the current device number, click to enter the device list search dialog box, enter the device number to search for the corresponding device information, and select the device you want to display on the main page.

BMS: Battery Management System

The BMS tab in the app shows all the information from the battery to the user (and admin). This way users know whether or not they should swap a battery, also indications of battery problems displayed and can help the user to be alerted if something is out of the ordinary.

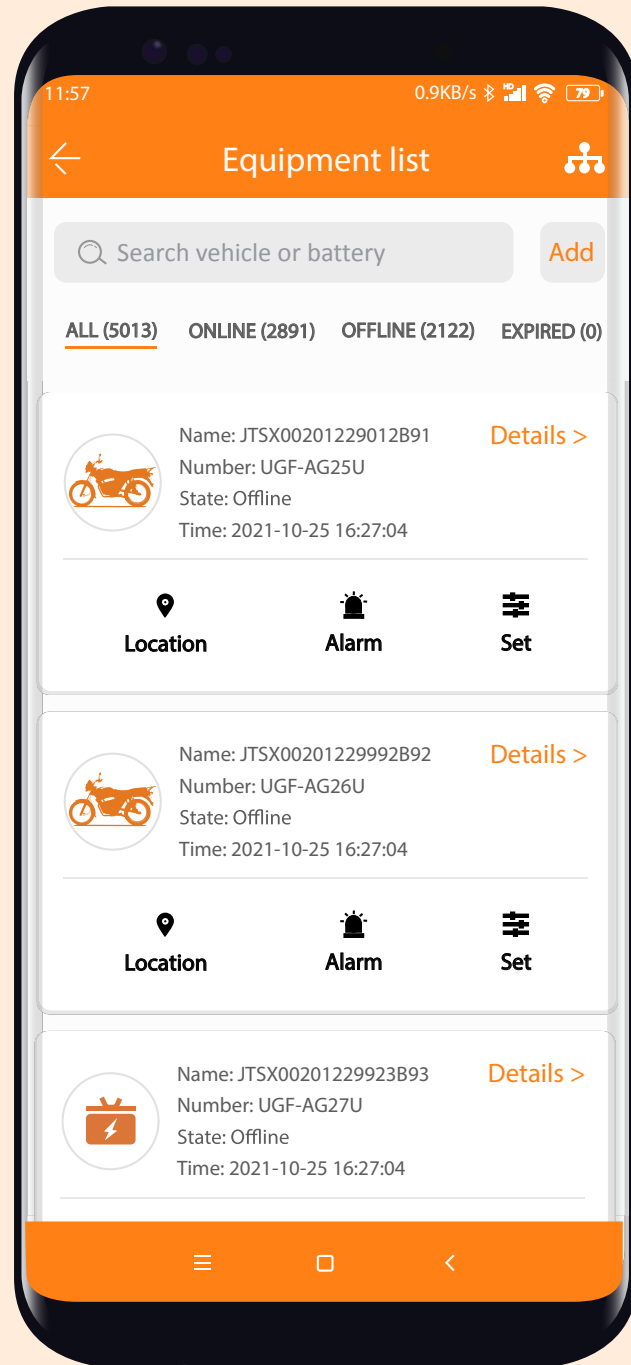


Most used functions

- 1 Weather status: display the current weather temperature.
- 2 Power display: Display the current battery power percentage and charging and discharging status.
- 3 BMS: View battery BMS data.
- 4 Alarm: Get alerts when issues occur and view historical alarm information.
- 5 Total voltage: See the current external power supply voltage of the equipment.
- 6 Mileage of the day: Display the mileage of the day.
- 7 Dwell time: Display the current static time of the equipment.
- 8 Battery temperature: Display the current battery temperature.
- 9 GPS: Display the current device GPS signal value.
- 10 GSM: Display the GSM signal of the current device.
- 11 Map display: Display the location and address information of the current device.

Overall data for admins

Admins can also login and respond to internal messages to control vehicles of clients in cases of theft or illegitimate use of the motorcycles. This system offers great benefits to avoid (material or monetary) loss of both the leasing company as the leasee.



Safety protocols increasing safety

Possible limitations

- 1 Area limitation: during a lease, it might be possible that motorcycles are not allowed to leave a certain area to prevent a rider from riding off to not have to fulfil his/her obligations to repay the motorcycle. If the motorcycle is not allowed to ride outside of a certain area the engine will switch off once the motorcycle leaves the area.
- 2 Responds to theft: once a motorcycle or a battery has been stolen, the motorcycle can be shut down by both an admin or the user to prevent the thief to ride off with the motorcycle so the local authorities can immediately start retrieving the motorcycle or battery. This system buys us a lot more (vital) hours to impede the thief from riding far from the scene of the incident.
- 3 Responds to not paying lease: if a user does not pay the lease for a motorcycle, the motorcycle can be turned off by an admin to force the leasee to pay the lease or to open conversation for finding a solution to arrange payback.



Close range unlock



Close and long range unlock



Remote warning signals



Shared keys up to 5 people